



Commands

Once you are following **myvcu** through Twitter, you can start sending some basic banking commands as part of a direct message to **myvcu**. These same functions will work via a cell phone or any Twitter application. The following examples will show a command being sent from the Twitter home page.

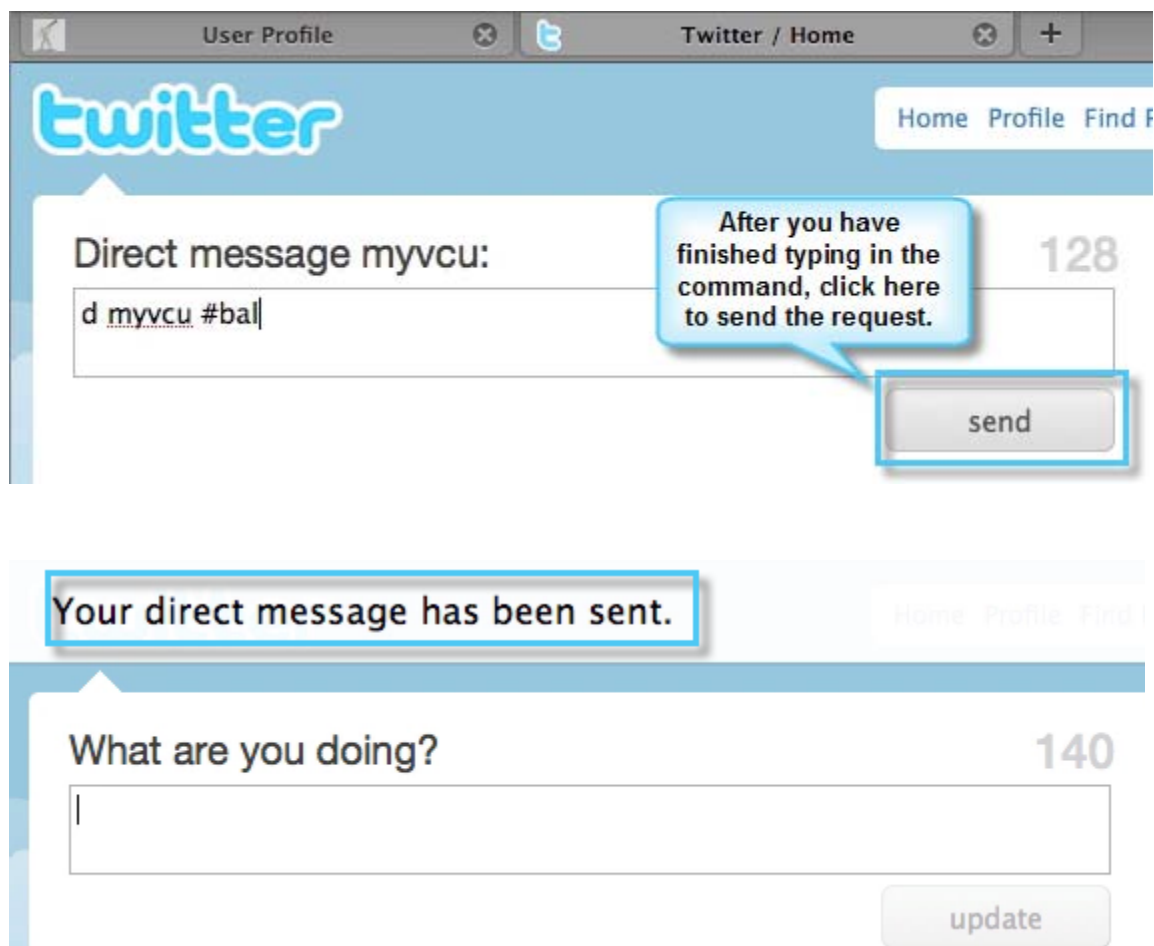
A screenshot of the Twitter web interface. At the top, the Twitter logo is on the left, and navigation links (Home, Profile, Find People, Settings, Help, Sign out) are on the right. The main content area shows a direct message conversation with 'myvcu'. The message input field contains 'd myvcu #bal'. A tooltip points to the '#' symbol, stating: 'All messages must be a direct message to myvcu for tweetMyMoney to work. A "#" symbol must also go in front of the command.' Below the input field is a 'send' button. To the right, the profile of 'van_demo' is visible, showing 1 following, 2 followers, and 0 tweets. Below the profile is a 'Home' section with a search bar and trending topics like '#whatnottowear', 'Good Old NES Games', '#twitmovie', and 'Jay-Z'. The bottom of the page has a 'Done' button on the left and a 'Buzz' button on the right.

In this example, a request for the current balance is being sent. A complete list of possible commands is shown on the next page.

- ❖ **#bal** – Returns all supported share balances (0, 6, 7, 8, 9)
- ❖ **#bal (share suffix number)** – Returns specified suffix description and its available balance
- ❖ **#15d** – Returns the last 5 deposits across all share suffixes. Information returned includes posted date and amount.
- ❖ **#15d (share suffix number)** – Returns the last 5 deposits for specified suffix. Information returned includes posted date and amount.
- ❖ **#15w** – Returns the last 5 withdrawals across all share suffixes. Information returned includes posted date and amount.
- ❖ **#15w (share suffix number)** – Returns the last 5 withdrawals for specified suffix. Information returned includes posted date and amount.
- ❖ **#15c** – Returns the last 5 checks to clear. Information returned includes the check number and its amount, and sorts by the clear date descending.
- ❖ **#15t** – Returns the last 5 transactions across all share suffixes. Information returned includes posted date and amount.
- ❖ **#15t (share suffix number)** – Returns the last 5 transactions for specified suffix. Information returned includes posted date and amount.
- ❖ **#holds** – Returns the active point-of-sale (POS) holds on the account. Information returned includes a description of the merchant (up to 10 characters) and the amount of the hold.
- ❖ **#tran** – Transfers your requested amount from one suffix to another suffix within your account. Request will only process whole dollar amounts. Information returned includes verification of successful transfer, accounts affected, and ending balances.

Request for Balance(s)

The following example will show a request for balance information:



What are you doing?

140

After your message has been sent to myvcu, you can check the return message by clicking on *Direct Messages* and checking your inbox.



van_demo

1 following 2 followers 0 tweets

Twisst
n. a way to track space station sightings above you.

Home

@van_demo

Direct Messages

Favorites

Home



myvcu If you are getting an OL-249 error using Quicken on the Mac, please see this link: <http://ow.ly/pGVT>
about 20 hours ago from HootSuite



myvcu RT @CISServiceCenter: Good article about getting

Send a direct message.

140

send

Direct messages sent only to you

Inbox

Sent



myvcu 0: \$5.00 | 6: \$850.42 | 7: \$75.16 | 9: \$1,074.31
[Gx05Nw]
half a minute ago

The message back from myvcu shows all of the share balances in the format:

Share suffix: balance separated by a "I" symbol

The highlighted suffix in this example shows the special savings (suffix 7) balance is \$75.16.



van_demo

1 following 2 followers 0 tweets

Twisst
n. a way to track space station sightings above you.

Home

@van_demo

Direct Messages 0

Favorites

Search

Trending Topics

#whatnottowear

Good Old NES Games

#twitmovie

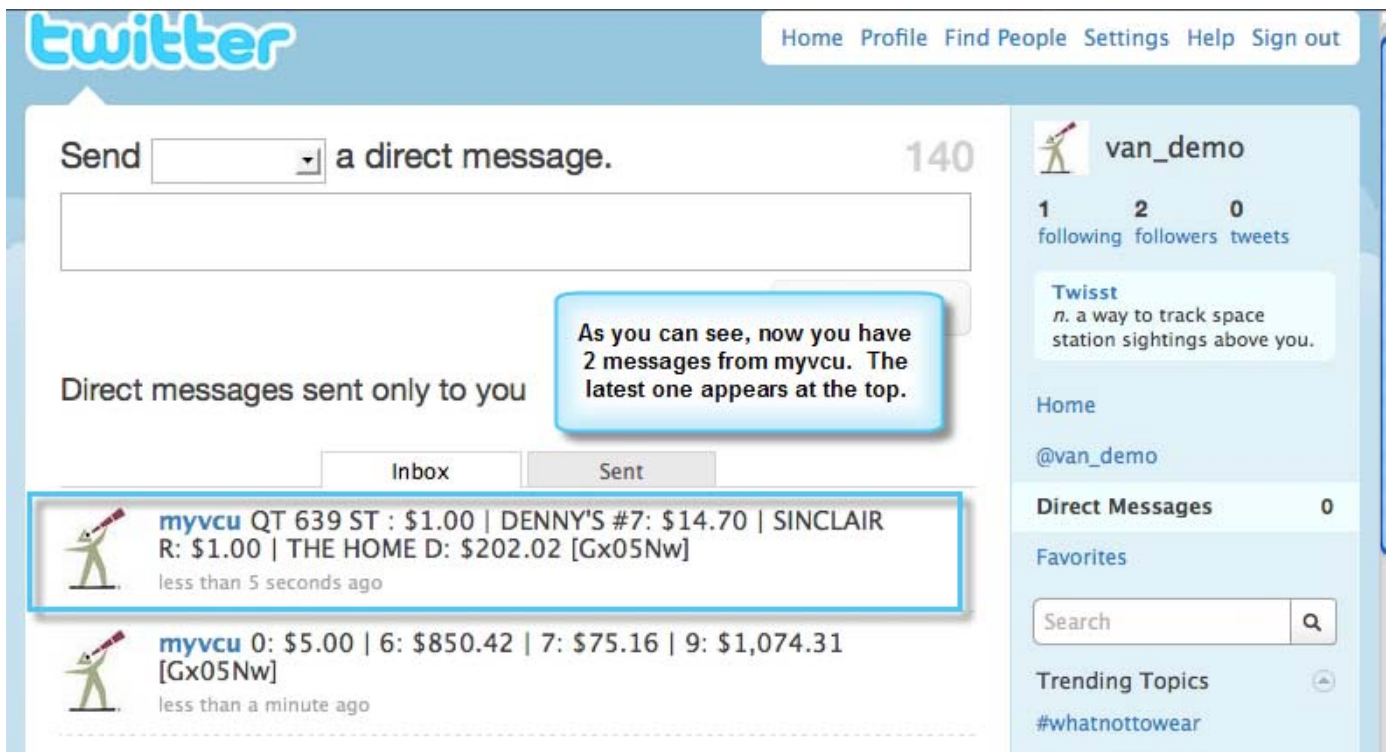
lav-Z

Request for Point-of-Sale (POS) Holds

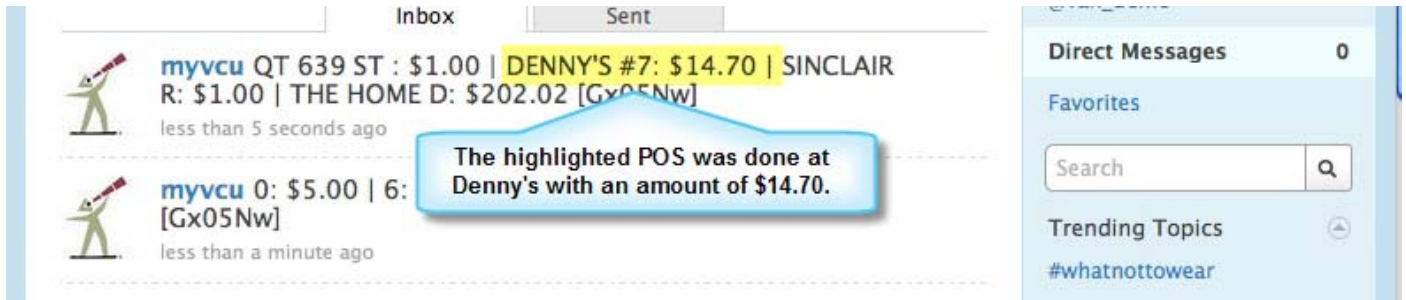
The next example will show a request to return current point-of-sale (POS) holds:



Once again you will click on the **Direct Messages** link on the right side and then check your **Inbox**.



The format for the point of sale information is the same as for balance information with the holds being separated by “|”

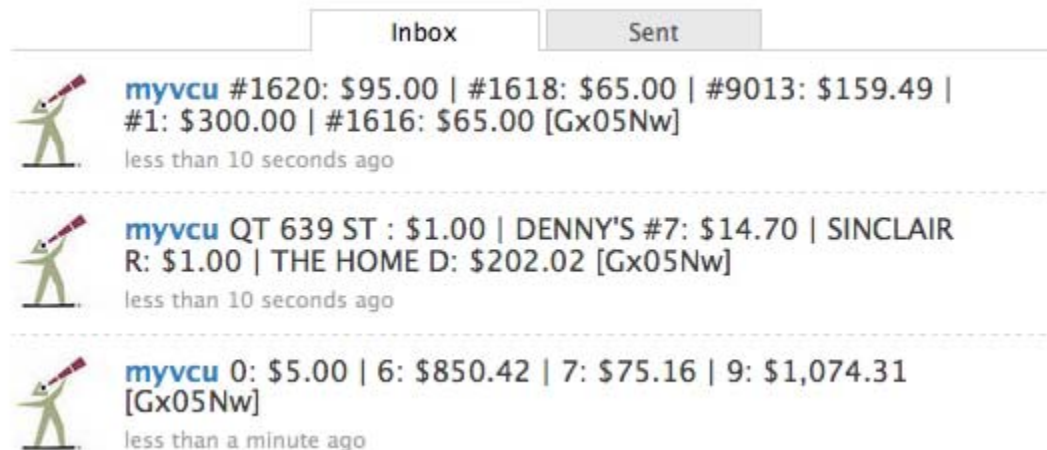


Request for Last 5 Check Clearings

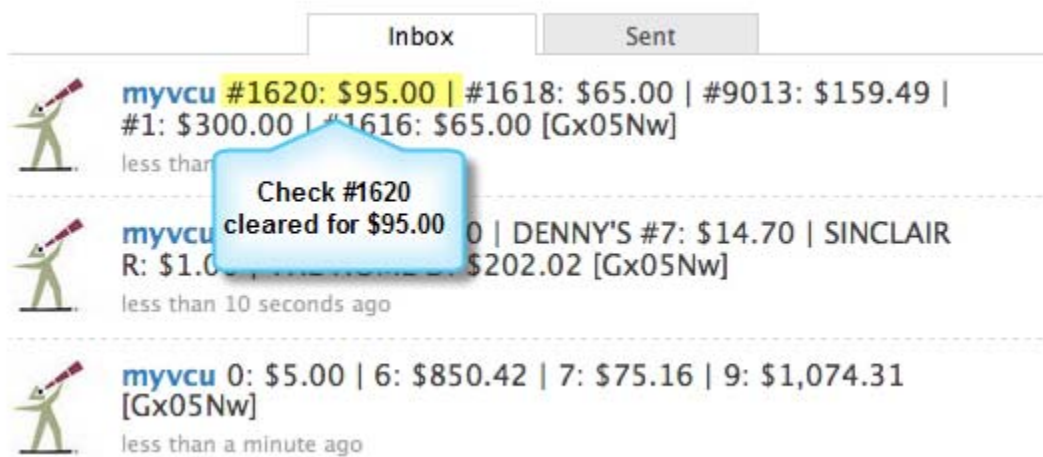
The next example will show a request for the last 5 checks. The return message will show the last 5 checks and the check numbers.



Once again you will click on the **Direct Messages** link and check your **Inbox**.



The format for the check clearing information is the same format with individual check clearings separated by “|”



Request for a Transfer between Suffixes

The following example will show a transfer between checking (suffix9) and savings (suffix 0):

